















Preparing for a Storm

Checklist:

-  **Minimum 3-Day Supply of Non-Perishable Food & Water**
Easy-to-prepare food that will not spoil quickly and does not require refrigeration. One gallon of drinking water per day per family member. Purified or bottled water is best, as tap water can breed bacteria.
-  **Flashlights & Battery-Operated Radio/Weather Radio**
Extra batteries for these items should be included.
-  **Medications**
At least a 7-day supply of prescription or other necessary medications.
-  **First Aid Kit**
Including, at a minimum, band-aids, gauze, adhesive cloth tape, antiseptic, aspirin, thermometer and tweezers.
-  **Personal Hygiene**
Toothbrushes, toothpaste, soap, deodorant, toilet paper, shampoo, and a hair brush or comb.
-  **Shoes**
One pair for every member of the family – cheap flip-flops work fine. The goal is to protect feet from broken glass or debris.
-  **Change of Clothing**
At least one extra outfit for every member of the family.
-  **Important Paperwork**
Keep documents like the house deed and insurance information together. A billing statement, such as your OPPD bill, is also helpful to show residency for disaster assistance.
-  **Family & Emergency Contact Information**
Write down or print out a list of emergency contacts.
-  **Corded Telephone**
If you have a corded telephone, keep it handy. It may work even if the power is out.
-  **Games/Activities for Children**
A board game or a coloring book make for good, calming distractions for children while they're waiting out a storm.
-  **Extra Cash**
Try to carry extra cash, or stash some with other preparedness supplies.
-  **Pet Supplies**
Keep extra pet supplies with your storm kit, including food and a water dish. Keep a leash in a convenient location to grab quickly on the way to the basement or cellar.
-  **Gasoline in the Tank**
During severe weather season, be aware of your vehicle's gas tank. Try to keep it at least half-filled.